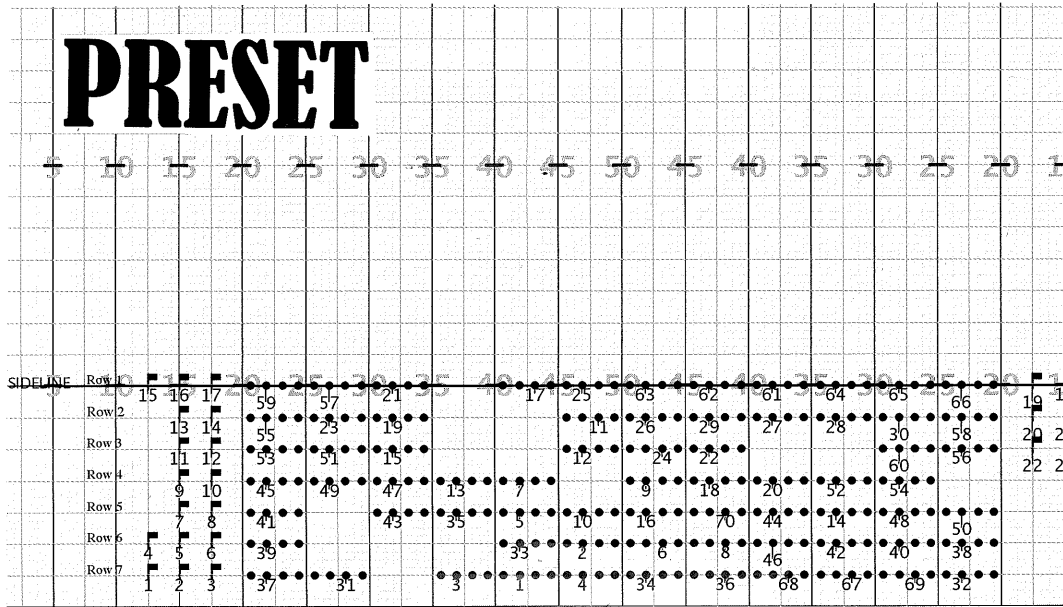




NORTH ROYALTON HIGH SCHOOL MARCHING BAND – PREGAME 2017

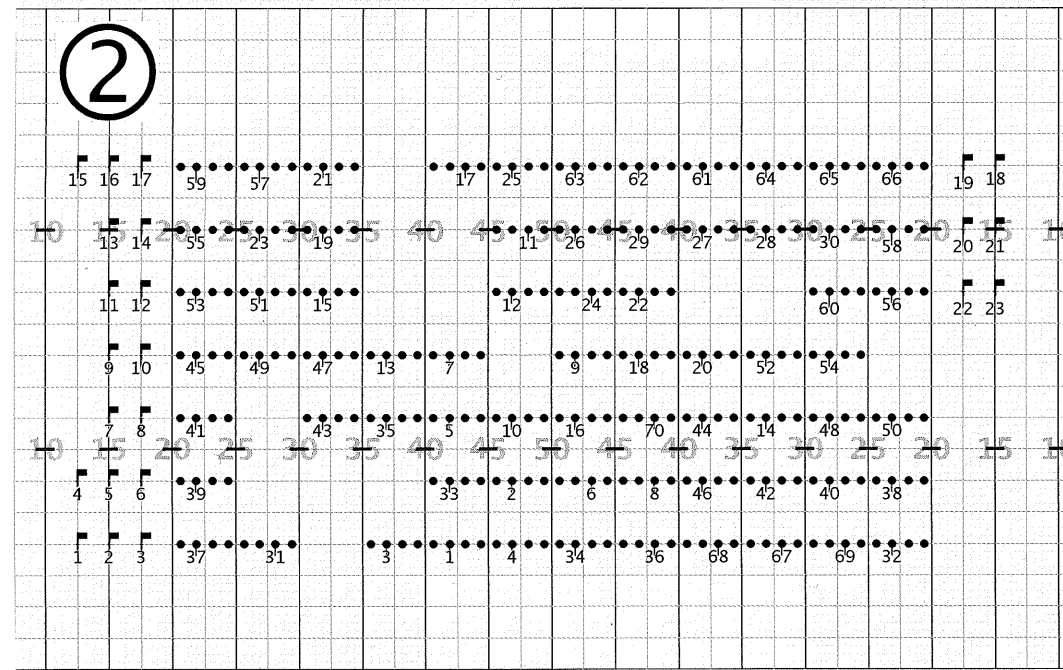
PRESET



Set 1 to 2 - 64 counts - 1 time through Street Beat

Squad	Instructions	Squad	Instructions	Squad	Instructions	Flag	Instructions
1	inch up to SL 48; FWD 16	25	FWD 64	49	inch up to SL 24; FWD 40	1	inch up to SL 48; FWD 16
2	inch up to SL 40; FWD 24	26	inch up to SL 8; FWD 56	50	inch up to SL 32; FWD 32	2	inch up to SL 48; FWD 16
3	inch up to SL 48; FWD 16	27	inch up to SL 8; FWD 56	51	inch up to SL 16; FWD 48	3	inch up to SL 48; FWD 16
4	inch up to SL 48; FWD 16	28	inch up to SL 8; FWD 56	52	inch up to SL 24; FWD 40	4	inch up to SL 40; FWD 24
5	inch up to SL 32; FWD 32	29	inch up to SL 8; FWD 56	53	inch up to SL 16; FWD 48	5	inch up to SL 40; FWD 24
6	inch up to SL 40; FWD 24	30	inch up to SL 8; FWD 56	54	inch up to SL 24; FWD 40	6	inch up to SL 40; FWD 24
7	inch up to SL 24; FWD 40	31	inch up to SL 48; FWD 16	55	inch up to SL 8; FWD 56	7	inch up to SL 32; FWD 32
8	inch up to SL 40; FWD 24	32	inch up to SL 48; FWD 16	56	inch up to SL 16; FWD 48	8	inch up to SL 32; FWD 32
9	inch up to SL 24; FWD 40	33	inch up to SL 40; FWD 24	57	FWD 64	9	inch up to SL 24; FWD 40
10	inch up to SL 32; FWD 32	34	inch up to SL 48; FWD 16	58	inch up to SL 8; FWD 56	10	inch up to SL 24; FWD 40
11	inch up to SL 8; FWD 56	35	inch up to SL 32; FWD 32	59	FWD 64	11	inch up to SL 16; FWD 48
12	inch up to SL 16; FWD 48	36	inch up to SL 48; FWD 16	60	inch up to SL 16; FWD 48	12	inch up to SL 16; FWD 48
13	inch up to SL 24; FWD 40	37	inch up to SL 48; FWD 16	61	FWD 64	13	inch up to SL 24; FWD 40
14	inch up to SL 32; FWD 32	38	inch up to SL 40; FWD 24	62	FWD 64	14	inch up to SL 8; FWD 56
15	inch up to SL 16; FWD 48	39	inch up to SL 40; FWD 24	63	FWD 64	15	FWD 64
16	inch up to SL 32; FWD 32	40	inch up to SL 40; FWD 24	64	FWD 64	16	FWD 64
17	FWD 64	41	inch up to SL 32; FWD 32	65	FWD 64	17	FWD 64
18	inch up to SL 24; FWD 40	42	inch up to SL 40; FWD 24	66	FWD 64	18	FWD 64
19	inch up to SL 8; FWD 56	43	inch up to SL 32; FWD 32	67	inch up to SL 48; FWD 16	19	FWD 64
20	inch up to SL 24; FWD 40	44	inch up to SL 32; FWD 32	68	inch up to SL 48; FWD 16	20	inch up to SL 8; FWD 56
21	FWD 64	45	inch up to SL 24; FWD 40	69	inch up to SL 48; FWD 16	21	inch up to SL 8; FWD 56
22	inch up to SL 16; FWD 48	46	inch up to SL 40; FWD 24	70	inch up to SL 32; FWD 32	22	inch up to SL 16; FWD 48
23	inch up to SL 8; FWD 56	47	inch up to SL 24; FWD 40			23	inch up to SL 16; FWD 48
24	inch up to SL 16; FWD 48	48	inch up to SL 32; FWD 32				

2

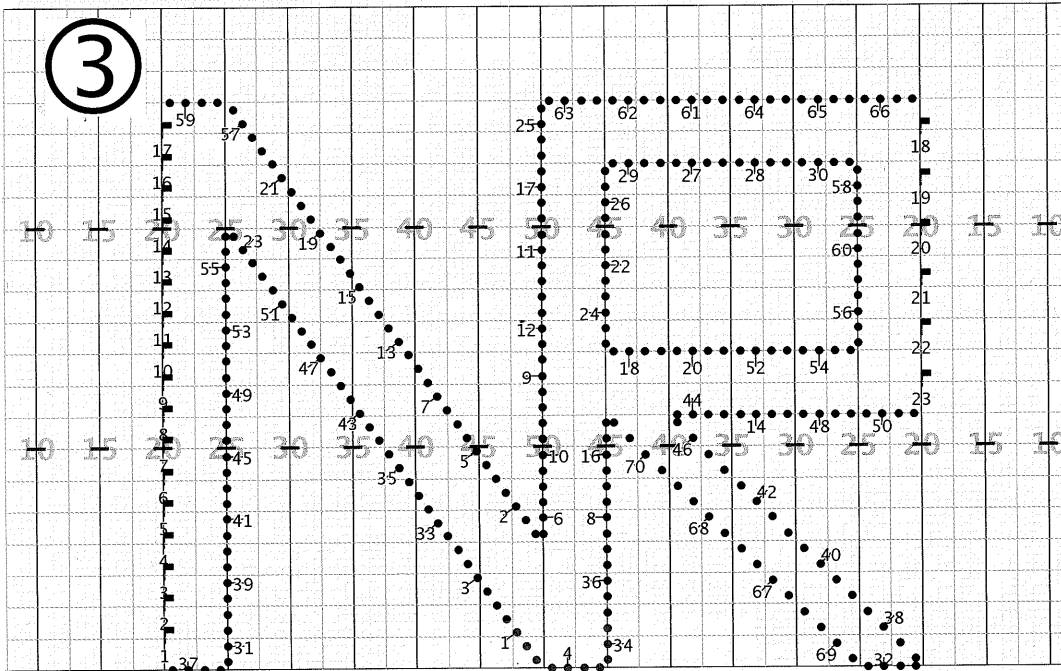


Set 2 to 3 - 16 counts

Squad	Instructions	Squad	Instructions	Squad	Instructions
1	TTR; OL8; DR8 TO DOT	25	PWR8; RF; MT8	49	TTR; PWR8; LF; MT8
2	TTR; DR8 TO DOT; MT8	26	PWR8; RF; MT8	50	TTR; MT16
3	TTR; TL8; DR8 TO DOT	27	F8; DT8 180 IN 8	51	TTR; DR8 TO DOT; MT8
4	TTR; OL8; F8	28	F8; DT8 180 IN 8	52	TTR; MT16
5	TTR; DR8 TO DOT; MT8	29	F8; DT8 180 IN 8	53	TTR; PWL8; RF; MT8
6	TTR; PWR8; LF; MT8	30	F8; DT8 180 IN 8	54	TTR; MT16
7	TTR; DR8 TO DOT; MT8	31	TTR; F8; PWR8; LF	55	TTR; PWL8; RF; MT8
8	TTR; PWR8; LF; MT8	32	TTR; F16	56	TTR; PWR8; LF; MT8
9	TTR; PWR8; LF; MT8	33	TTR; DR8 TO DOT; MT8	57	DR8 TO DOT; TTR; MT8
10	TTR; PWL8; RF; MT8	34	TTR; PWL8; RF; F8	58	PWL8; LF; MT8
11	TTR; PWL8; RF; MT8	35	TTR; DR8 TO DOT; MT8	59	F8; TTR; MT8
12	TTR; PWL8; RF; MT8	36	TTR; MT8; PWR8; LF;	60	PWR8; RF; MT8
13	TTR; DR8 TO DOT; MT8	37	TTR; F16	61	F8; DT8 180 IN 8
14	TTR; MT16	38	TTR; F8 (4 TO 5); DR8	62	F8; DT8 180 IN 8
15	TTR; DR8 TO DOT; MT8	39	TTR; F8; PWL8; RF	63	F8; DT8 180 IN 8
16	TTR; PWL8; RF; MT8	40	TTR; F8; DR8	64	F8; DT8 180 IN 8
17	TTR; TL8; PWL8; RF	41	TTR; F8; PWL8; RF	65	F8; DT8 180 IN 8
18	TTR; MT16	42	TTR; DR8; MT8	66	F8; DT8 180 IN 8
19	TTR; DR8 TO DOT; MT8	43	TTR; DR8 TO DOT; MT8	67	TTR; DR8; MT8
20	TTR; MT16	44	TTR; MT16	68	DR8; TTR; MT8
21	TTR; DR8 TO DOT; MT8	45	TTR; F8; PWL8; RF	69	TTR; F8; DR8
22	PWL8; LF; MT8	46	DR8; TTR; MT8	70	TTR; DR8; MT8
23	TTR; DR8 TO DOT; MT8	47	TTR; DR8 TO DOT; MT8		
24	TTR; PWL8; RF; MT8	48	TTR; MT16		

ALL FLAGS TTR; 16 To DOT

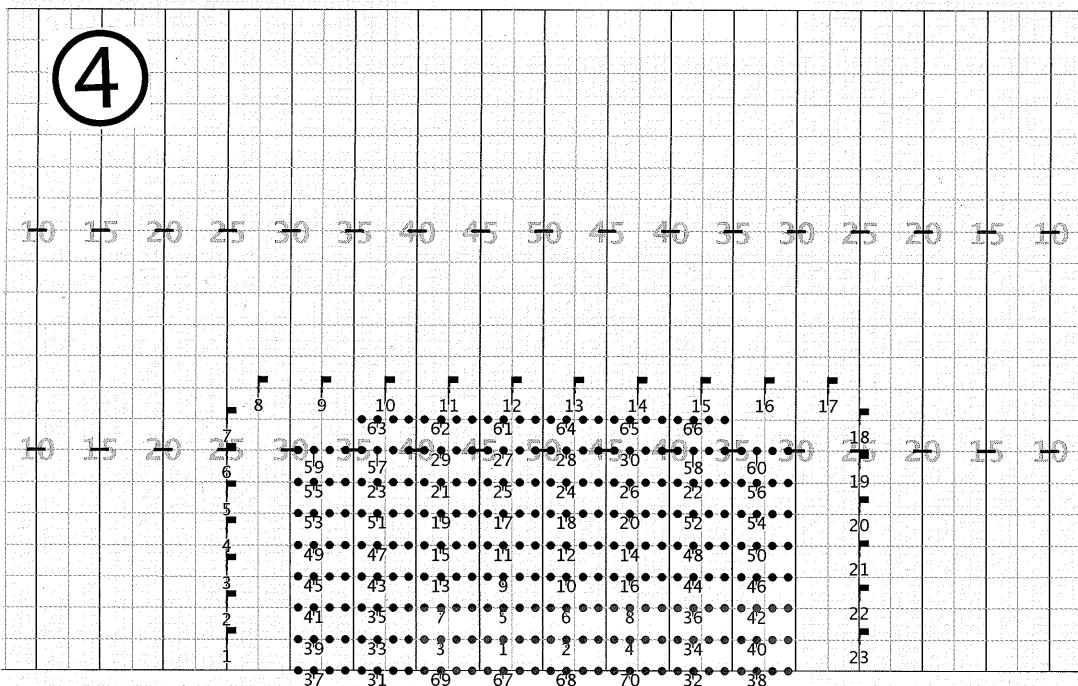
3



Set 3 to 4 - 64 counts - 1 time through Street Beat

Squad	Instructions	Squad	Instructions	Squad	Instructions
1	CP8	26	LF; PWR8; F8; F24	51	CLOSE FWD TO DOT
2	CL8; OL8; F4	27	MT16; OR24; F12; MT12	52	MT16; F12 TO HASH; OR8
3	CLOSE FWD TO DOT	28	MT16; OR24; F12; MT12	53	LF; PWR8; OL8; F12
4	TL8; B4	29	MT16; OR24; F12; MT12	54	MT16; F12 TO HASH; OR8
5	CLOSE FWD TO DOT	30	MT16; OR24; F12; MT12	55	LF; PWR8; OL8; F16
6	LF; PWR8; F8	31	LF; PWR8; TL16	56	TR16 (16 TO 5); RF; PWL8; F16
7	CLOSE FWD TO DOT	32	MT32; TR24; MT8	57	CLOSE FWD TO DOT
8	LF; PWR8; F8	33	CLOSE FWD TO DOT	58	RF; PWL8; OR16, F12
9	RF; PWL8; F20	34	CP8; TL12	59	OL16; F28
10	LF; PWR8; F12	35	CLOSE FWD TO DOT	60	RF; PWL8; MT8; F12
11	RF; PWL8; F32	36	LF; PWR8; TL8	61	MT16; OR24; F16; MT8
12	LF; PWR8; F24	37	MT8; TL16	62	MT16; OR24; F16; MT8
13	CLOSE FWD TO DOT	38	MT32; CL8; TR16	63	MT16; OR24; F16; MT8
14	MT16; OR16	39	LF; PWR8; TL8; F4	64	MT16; OR24; F16; MT8
15	CLOSE FWD TO DOT	40	CL8; F4; TR8	65	MT16; OR24; F16; MT8
16	LF; PWR8; F12	41	LF; PWR8; OL8	66	MT16; OR24; F16; MT8
17	RF; PWL8; F36	42	CL8; F8	67	FTL Down the Sideline 64
18	MT16; F12 TO HASH; OR8	43	CLOSE FWD TO DOT	68	FTL Down the Sideline 64
19	CLOSE FWD TO DOT	44	MT8; F20	69	FTL Down the Sideline 64
20	MT16; F12 TO HASH; OR8	45	LF; PWR8; OL8; F4	70	FTL Down the Sideline 64
21	CLOSE FWD TO DOT	46	CL8; OL8; F4	FLAGS	Instructions
22	LF; PWR8; TL8; F24	47	CLOSE FWD TO DOT	1-7	FLOAT TO DOT THEN MT
23	CLOSE FWD TO DOT	48	MT16; OR16	18-23	FLOAT TO DOT THEN MT
24	RF; PWL8; F16	49	LF; PWR8; OL8; F8	8-17	FTL 64 to your dot - GO BEHIND THE BAND
25	RF; PWL8; F40	50	MT16; OR16		

4



Set 4 to Tunnel:

- 4 tweets; RF
- Horns come down on the first step
- FWD 6 sets of 8; turn right